



lumini Solucoes em Iluminacao LTDA
www.lumini.com.br
Email: laboratorio@lumini.com.br
Tel: +55 11 3437-5555 Fax: +55 11 3437-5555
Address: Rua Ferreira Viana, 716 - Socorro - São Paulo/SP

lumini

LumCAT:

Luminaire: no frame flex sm a e tr fa

LampCAT: modulo led tr 9W 2700K irc 90

Ballast type:

Report No:

Voltage(V): 127.0000

Test No:

Current(A): 0.0730

Number of Lamps: 1

Power (W): 8.3800

Lamp flux(lm): 525.0

PF: 0.9300

Length(mm): 55

Width(mm): 55

Phm Type: C

Height(mm): 0

Photometric Results

Lumens(lm): 315.33, Efficiency(%): 60.06% , Luminous Efficacy(lm/W): 37.63

Central intensity(cd): 251.940, Maximum intensity(cd): 258.260

Angle of maximum intensity: $C=0.0$ $\gamma=10.0$

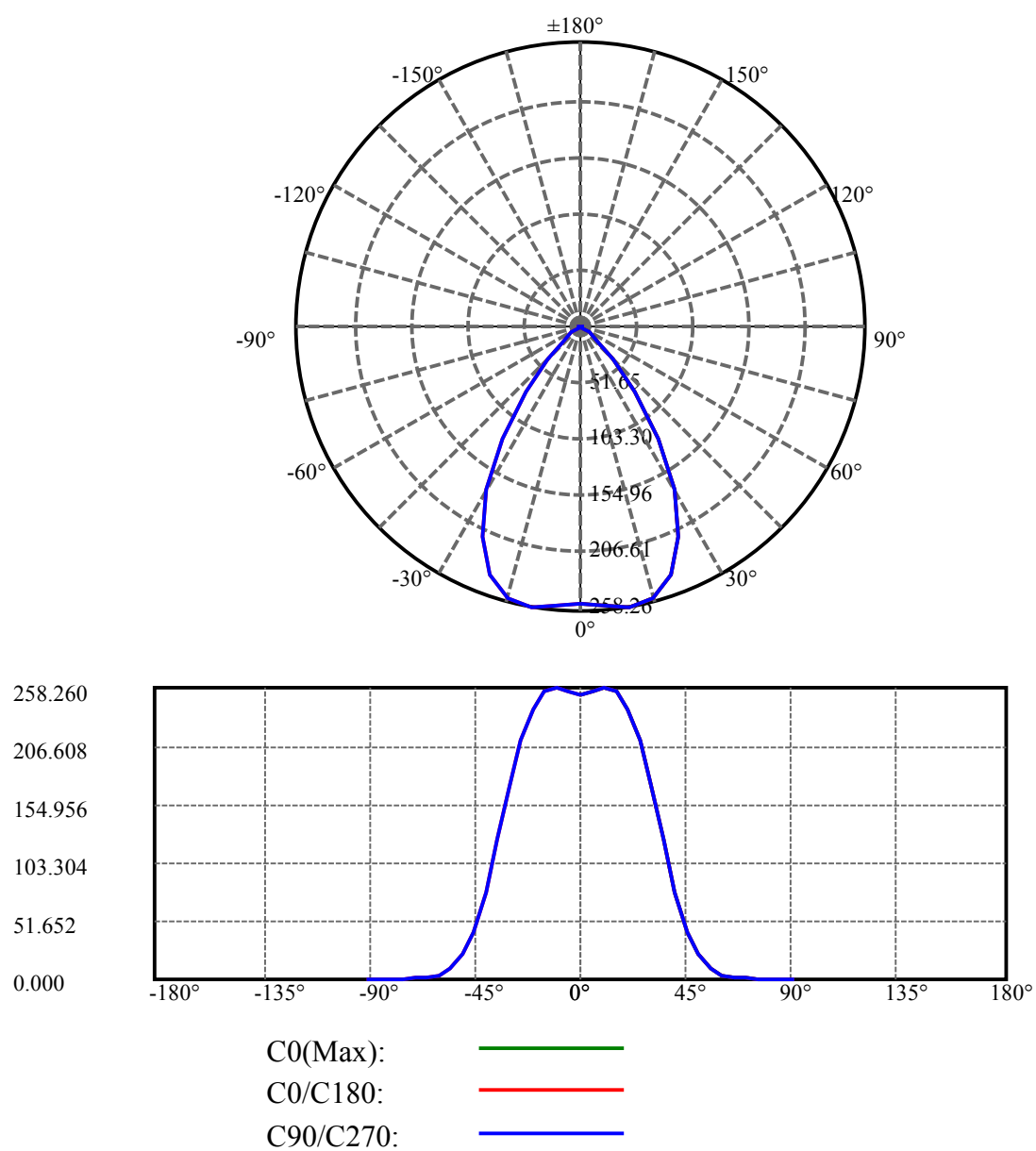
Beam angle of C0 plane : 69.29

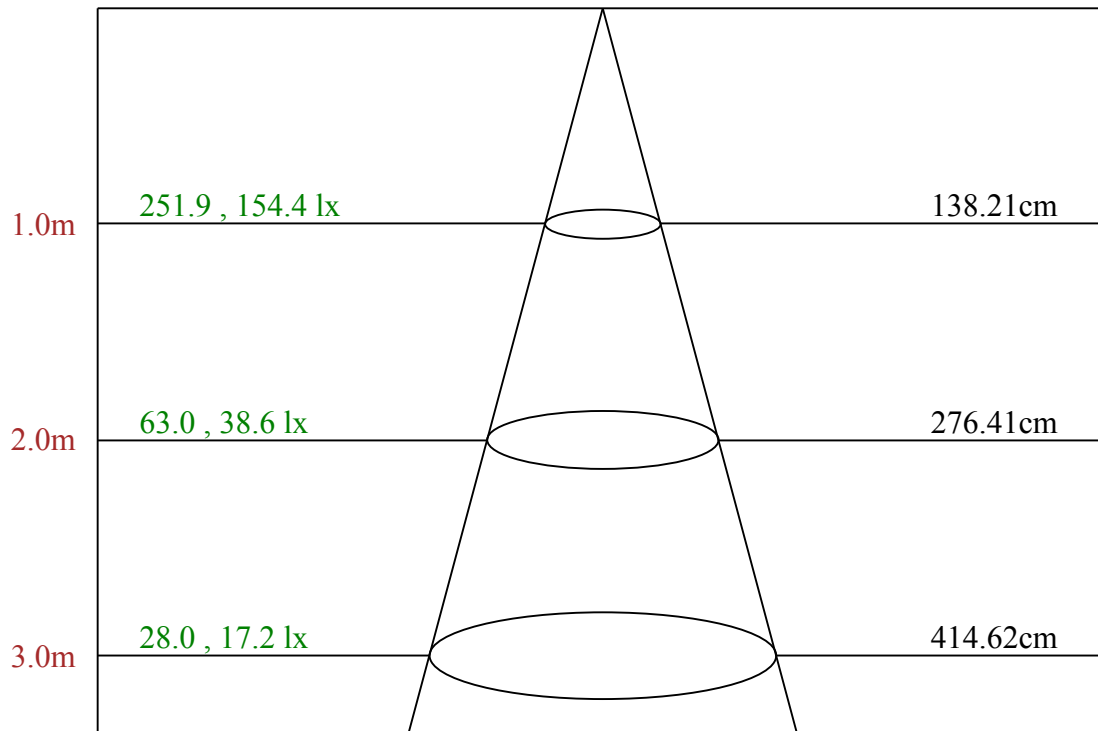
Average BeamAngle(IEC 61341): 69.29

Equipment: equipamento lumini
Temperature(°C): 25.0

Date: 11/29/2023
Humidity(%): 55.0%

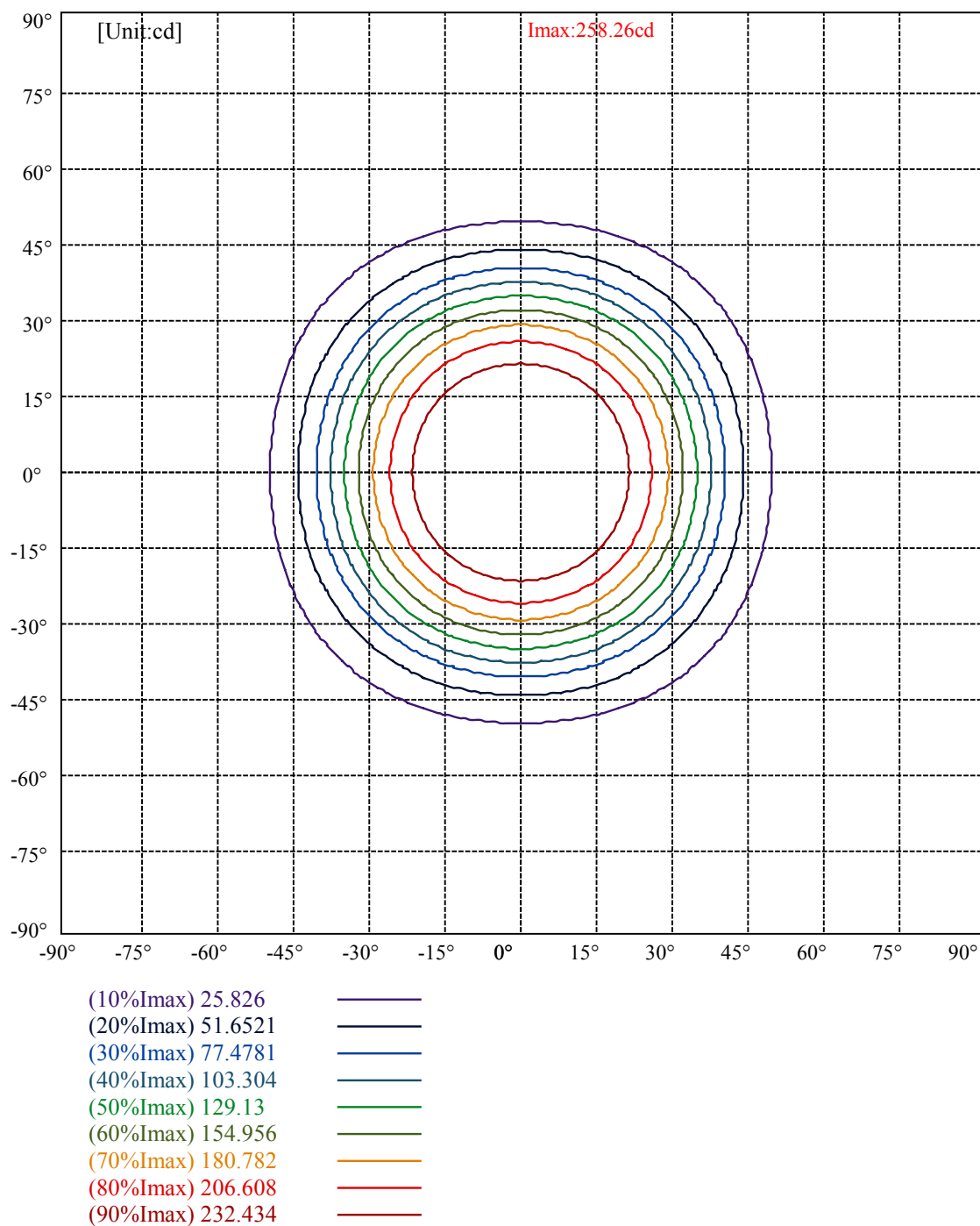
Operator: 01
Distance(m): 6.90





Max , Ave

Beam angle of C0 plane 69.29



lumini

Luminance Limiting Curve(no luminous side)

Appendix Page: 5 Total:6

Luminance Table

γ	45	50	55	60	65	70	75	80	85
C0	19573	11251	5402	1739	763	817	958	1246	2370
C45	19573	11251	5402	1739	763	817	958	1246	2370
C90	19573	11251	5402	1739	763	817	958	1246	2370

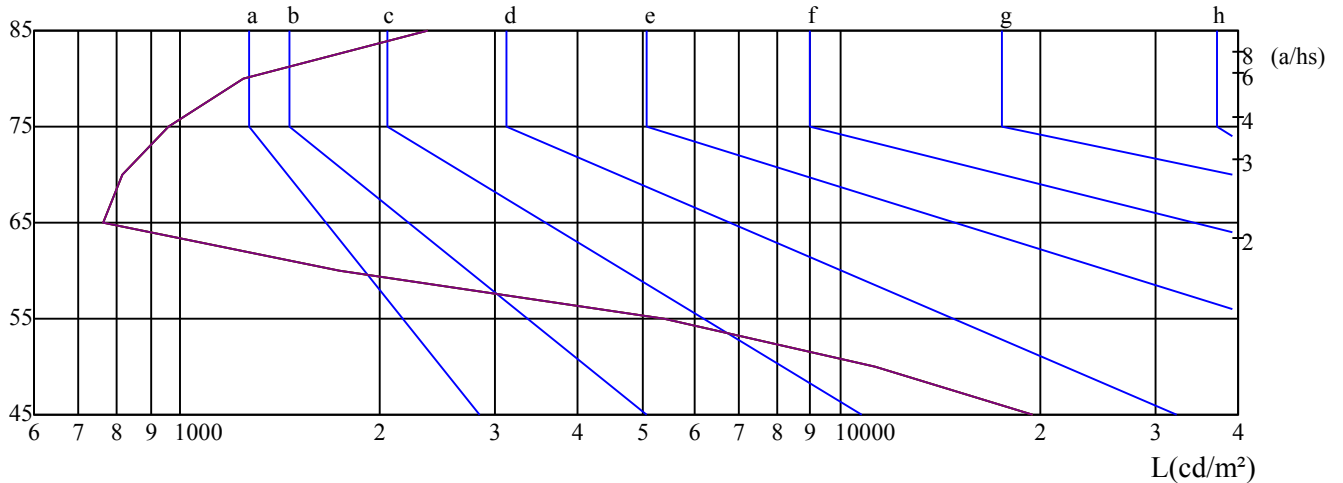
L(Hor)(65)	L(Ver)(65)	L45(65)	L(Hor)(75)	L(Ver)(75)	L45(75)	L(Hor)(85)	L(Ver)(85)	L45(85)
763	763	763	958	958	958	2370	2370	2370

Glare Table

Glare	Quality	Service Values Illuminance(lx)							
1.15	A	2000	1000	500	<=300				
1.5	B		2000	1000	500	<=300			
1.85	C			2000	1000	500	<=300		
2.2	D				2000	1000	500	<=300	
2.55	E					2000	1000	500	<=300
		a	b	c	d	e	f	g	h

Luminance Limiting Curve

$\gamma(^{\circ})$



C0 ———

C45 ———

C90 ———

Equipment: equipamento lumini
Temperature($^{\circ}\text{C}$): 25.0

Date: 11/29/2023
Humidity(%): 55.0%

Operator: 01
Distance(m): 6.90

Illumination assessment according UGR											
Rf of Ceiling	70	70	50	50	30	70	70	50	50	30	
Rf of Wall	50	30	50	30	30	50	30	50	30	30	
Rf of Floor	20	20	20	20	20	20	20	20	20	20	
Room dimensions		Viewed crosswise					Viewed endwise				
X	Y										
2H	2H	20.34	21.42	20.70	21.74	22.05	21.48	22.57	21.85	22.88	23.19
	3H	20.16	21.12	20.55	21.46	21.80	21.30	22.26	21.69	22.60	22.94
	4H	20.07	20.96	20.47	21.31	21.68	21.21	22.09	21.61	22.45	22.81
	6H	20.00	20.81	20.42	21.18	21.58	21.13	21.94	21.55	22.32	22.72
	8H	19.93	20.71	20.35	21.09	21.50	21.07	21.84	21.49	22.22	22.63
	12H	19.88	20.61	20.30	21.01	21.42	21.01	21.74	21.43	22.13	22.55
4H	2H	20.13	21.01	20.53	21.37	21.73	21.24	22.13	21.64	22.48	22.85
	3H	19.91	20.65	20.34	21.04	21.46	21.03	21.76	21.45	22.15	22.57
	4H	19.86	20.49	20.29	20.91	21.36	20.97	21.60	21.40	22.02	22.47
	6H	19.74	20.30	20.21	20.75	21.20	20.84	21.40	21.31	21.85	22.30
	8H	19.69	20.21	20.18	20.67	21.14	20.80	21.31	21.28	21.77	22.24
	12H	19.67	20.15	20.16	20.60	21.11	20.76	21.24	21.25	21.69	22.21
8H	4H	19.67	20.19	20.15	20.64	21.12	20.78	21.29	21.26	21.75	22.22
	6H	19.54	19.97	20.04	20.45	20.96	20.64	21.07	21.14	21.55	22.06
	8H	19.55	19.91	20.08	20.43	20.93	20.64	21.01	21.17	21.53	22.02
	12H	19.53	19.82	20.07	20.34	20.86	20.61	20.90	21.15	21.42	21.94
12H	4H	19.62	20.10	20.11	20.55	21.07	20.73	21.20	21.21	21.66	22.17
	6H	19.53	19.89	20.06	20.41	20.91	20.63	20.99	21.16	21.51	22.01
	8H	19.50	19.79	20.04	20.31	20.83	20.59	20.88	21.13	21.40	21.92
Variation with the observer position at spacings:											
S = 1.0H		3.1/-7.1					3.1/-7.1				
S = 1.5H		5.7/-12.5					5.7/-12.5				
S = 2.0H		7.8/-12.2					7.8/-12.2				
Standard tables:		BK0					BK0				
Uncorrected UGR		0.3					0.3				

依据CIE Publ. 117 计算 UGR, S/H = 0.25